



Bronze (BZ) finish, 45"



7178 LED

The 7178 BEAM V2 is a wet location rated product featuring a modern, architectural aesthetic. With four sizes available, this product is ideal for decorative exterior facades, breezeways, commercial interiors, bathrooms, healthcare and even stairwells (battery options available). Constructed of heavy duty aluminum with a stout, uniformly illuminated white acrylic diffuser. **Note: Model #'s 7176 and 7177 have been merged to create the 7178.** This product is ADA compliant in its standard configuration.

FINISHES



BEAM V2

STANDARD SPECIFICATIONS

HOUSING

Heavy duty, commercial-grade assembly constructed of USA-extruded aluminum with fastened aluminum ends. Tapered housing attaches to aluminum mounting plate to create wiring compartment. Stainless steel hardware.

DIFFUSER

Sturdy, 0.100" thick, USA-extruded matte white acrylic cylinder (O.D. 2.75"). UV stabilized. The diffuser assembly is gasketed and bolted to the housing. End cap assemblies are constructed of aluminum and are attached with tamper resistant, stainless steel hardware.

LED PERFORMANCE - 3500K STANDARD

120-277V - 3500K, 82 CRI - L80 rating - 60,000 hrs - L70 rating (projected) - 100,000 hrs
 Amperage rated @ 110V input, 0-10V dimming compatible
 Operating ambient temperature: -20°C / -4°F - 50°C / 122°F
 Refer to Wattage section for lumen output. Consult Brownlee.com for performance of all CCTs.

MOUNTING

Designed to be mounted to a 2x4 single gang j-box (by others). J-box oriented in the direction of the housing (vertical j-box if mounting fixture vertically, horizontal j-box if mounting fixture horizontally). The mounting plate has additional holes at the ends for anchors if necessary. Refer to Accessories section for a 4x4 j-box cover plate.

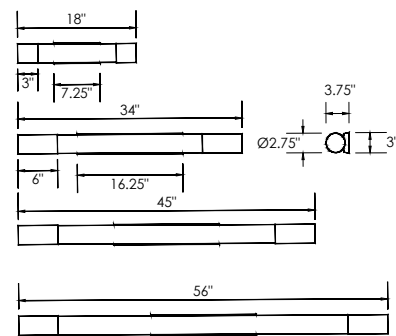
FINISH

All 7178 parts are prepared using a three step pre-treatment/sealing process, followed by a powder coat primer prior to applying any of the Brownlee finishes.

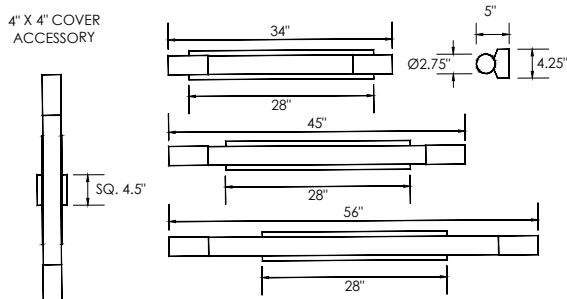
WARRANTY

5 year limited warranty on this LED product. Consult factory for details.

STANDARD DIMENSIONS



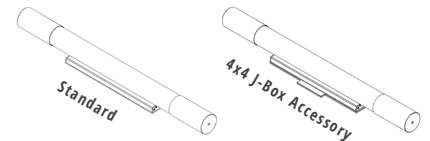
EXTENDED HOUSING*



*Products ordered with BBI, BBC or EXT utilize extended battery housing



*Note: Model #s 7176/7177 have been merged to create the 7178. Unlike the 7176/7177, the 7178 mounts to a 2x4 single gang j-box, due to its redesigned slim housing. Refer to Accessories section for 4x4 j-box cover plate. Contact factory for 7176/7177 replacement parts.



*Not ADA when combined with Extended Housing.

ORDERING INFORMATION

7178

Model	2.	3.	4.	5.	6. (if required)
2. SIZE	3. FINISH	4. WATTAGE	5. COLOR TEMPERATURE		
18 L: 18"	BL Black	18 SIZE	35K 3500K standard color temperature		
34 L: 34"	BZ Bronze	H08 8W H Series LED, .07 A input, 698 delivered lumens. Dimmable (0-10V).	30K 3000K color temperature		
45 L: 45"	GM Gun Metal	34 SIZE	40K 4000K color temperature		
56 L: 56"	NT Nickel Tone	H16 16W H Series LED, .14 A input, 1624 delivered lumens Dimmable (0-10V).	6. AVAILABLE OPTIONS		
	WH White	H21 21W H Series LED, .18 A input, 1946 delivered lumens Dimmable (0-10V).	BAC¹ Buy American Compliant		
	TB Textured Black	H25 25W H Series LED, .20 A input, 2444 delivered lumens Dimmable (0-10V).	BBI^{2*} Integral Battery Backup (Indoor only) (H Series only, not available in 18 size. Utilizes Extended Housing)		
	TG Textured Grey	H31 31W H Series LED, .27 A input, 2979 delivered lumens Dimmable (0-10V).	BBC^{2*} Integral Battery Backup, Cold Weather (H Series only, not available in 18 size. Utilizes Extended Housing)		
	TW Textured White	45 SIZE	DTR⁴ Triac Dimming		
		H32 32W H Series LED, .26 A input, 3104 delivered lumens Dimmable (0-10V).	ES⁶ ENERGY STAR® (H16, H25, H32 Only)		
		H41 41W H Series LED, .35 A input, 3792 delivered lumens Dimmable (0-10V).	EXT Extended Housing (Intended to match BBI/BBC aesthetic) (Not available in 18 size)		
			FCL⁷ French Canadian Labels		

Note: TB, TG, TW are ultra fine textured matte finishes.

ACCESSORIES

(Order as separate line item)

390023XX 4x4 j-box Cover for 18" size*.

390024XX 4x4 j-box Cover for 34"-56" sizes*.

Specify Finish (XX). Refer to line drawing + photos for more info. *Note: This accessory is NOT required if ordering an option which requires extending housing (EXT, BBI, BBC).

Notes: (0) 90R - cannot be combined with ES. (1) BAC - cannot be combined with FCL. (2) BBI/BBS/BBC - cannot be combined with ECW, EXT, or T24. (3) BLD - includes integral OCC sensor (do not combine with OCC option). Cannot be combined with DTR or T24. (4) DTR - cannot be combined with BLD or T24. (5) ECW - cannot be combined with BBI, BBC, or DTR. (6) ES - cannot be combined with 90R or T24. (7) FCL - cannot be combined with BAC or T24. (8) OCC - integral ON/OFF occupancy sensor. (9) T24 - includes JA8 labeling and 90 CRI LEDs (do not combine with 90R option). Cannot be combined with BBI, BBC, BBS, BLD, DTR, ES, or FCL. (10) BBS - cannot be combined with BLD, ECW, EXT, OCC, or T24. (11) PCH/PC4 - cannot be combined with BLD or OCC. **Add'l Notes:** *BBI/BBS/BBC - standard BBI (and BBS) option has a minimum operating temperature of 10C/50F. BBC option has a minimum operating temperature of -20C/-4F. **BLD - integral OCC sensor with onboard control. 1: Motion is detected, illuminate to 100%. 2: Motion no longer detected, dim to 50% (factory default), 30%, 20% or 10%. 3: Remain in continuous dimmed state (factory default) or turn off after set period.

Specifications and dimensions subject to change without notice.

Consult your Brownlee Lighting representative for availability and ordering information.