



7075 LED

The BRICK-OD (outdoor) is a minimal, clean and contemporary exterior sconce with exceptional versatility: Three ADA compliant sizes (8", 12" and 24"), single direction LED distribution, and three finishes to choose from. Perfect for exterior facades, entryways, columns, and breezeways. Since this is a wet-listed unit, it can also be used in healthcare applications requiring durable luminaires which can be wiped down. Available with integral battery backup.

FINISHES



BRICK-OD OUTDOOR

FOR INDOOR, REFER TO MODEL #: 1575

STANDARD SPECIFICATIONS - SINGLE DIRECTION DISTRIBUTION (7075)

OUTER FRAME & MOUNT PLATE

Formed and welded aluminum. Countersunk fasteners located on top of fixture. No exposed hardware on sides or bottom of fixture. Closed cell foam gasket on rear mount plate.

DIFFUSER

UV stabilized frosted acrylic diffuser. Smooth uniform illumination.

LED PERFORMANCE - 3500K STANDARD - TYPE 2 DISTRIBUTION

120-277V - 3500K, L80 rating - 60,000 hrs - L70 rating (projected) - 100,000 hrs

Amperage rated @ 110V input

Operating ambient temperature: -20°C / -4°F - 50°C / 122°F

Delivered 3500K lumens noted. Consult Brownlee.com for performance of all CCTs.

08 Size: C13 - 13W nominal, .10 A input - 1165 lm. Dimmable (0-10V). 82 CRI Standard.

12 Size: H08 - 8W nominal, .07 A input - 860 lm. Dimmable (0-10V). 90+ CRI Standard.

12 Size: H16 - 16W nominal, .14 A input - 1490 lm. Dimmable (0-10V). 90+ CRI Standard.

12 Size: H21 - 21W nominal, .18 A input - 1725 lm. Dimmable (0-10V). 90+ CRI Standard.

24 Size: H16 - 16W nominal, .14 A input - 1470 lm. Dimmable (0-10V). 90+ CRI Standard.

24 Size: H32 - 32W nominal, .27 A input - 3030 lm. Dimmable (0-10V). 90+ CRI Standard.

24 Size: H41 - 41W nominal, .35 A input - 3410 lm. Dimmable (0-10V). 90+ CRI Standard.

MOUNTING

Fixture mounts to a 4x4 junction box (by others).

Wet-listed in the downward orientation only
(light source facing down).

FINISH

Durable corrosion resistant powder coat finish.

Custom colors available, contact factory.

WARRANTY

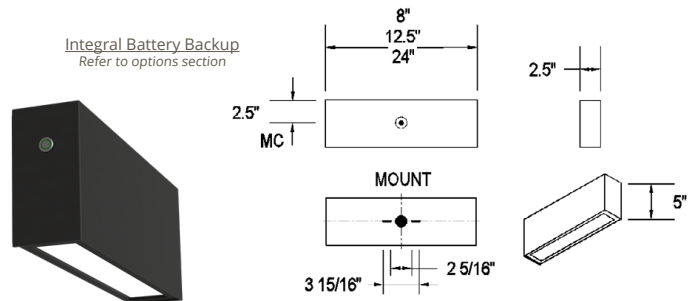

5 year limited warranty on this LED product.

Consult factory for details.

PROJECT:

MODEL #:

FIXTURE TYPE:



WET



ORDERING INFORMATION

7075					
Model	2.	3.	4.	5.	6.
2. SIZE	3. FINISH	4. WATTAGE	5. COLOR TEMPERATURE	6. AVAILABLE OPTIONS	
08 L: 08"	TB Textured Black	08 SIZE	35K 3500K color temperature	90R⁰ 90 CRI (C-Series Wattages: 30K only) BAB¹ Build America, Buy America Compliant (BABAA) (Exclusions: BBI, BBC - contact factory) BAC¹ Buy American Compliant (BAA) BBI² Integral Battery Backup - 10W (32F minimum) BBC² Integral Battery Backup, Cold Weather - 15W (-4F minimum) (24 Size Only) <i>Battery must be connected to continuous power supply within 7 Mo. of shipping. See Warranty Note 3.</i> DTR⁴ Triac (Line Voltage) Dimming (120V) (Cannot be combined with BBI/BBC) FCL⁷ French Canadian Label PO1 Photo Control (120V) PO2 Photo Control (208, 240, 277V) T24⁹ Title 24 JA8 Compliant (H16 & H32 only)	
12 L: 12"	TG Textured Grey	C13 13W C Series LED	27K 2700K color temperature (C Series Only)		
24 L: 24"	TW Textured White	12 SIZE	30K 3000K color temperature		
		H08 08W H Series LED	40K 4000K color temperature		
		H16 16W H Series LED		24 SIZE H16 16W H Series LED H32 32W H Series LED H41 41W H Series LED	
		H21 21W H Series LED			
				5. COLOR TEMPERATURE 35K 3500K color temperature 27K 2700K color temperature (C Series Only) 30K 3000K color temperature 40K 4000K color temperature	

*DarkSky approved when ordered with 3000K or warmer CCT.

Universal Footnotes (only applies if superscript is shown in Options section): (0) **90R** - All LEDs/CCTs are being transitioned to 90 CRI standard over 2025. Inquire for this model's availability. (1) **BAC/BAB** - www.brownlee.com/resources/usa. (2) **BBI/BBC** - cannot combine with ECW or EXT. (3) **BLD** - integral microwave motion sensor (step-dim). Cannot combine with DTR. (4) **DTR** - cannot combine with BLD. (5) **ECW** - cannot combine with BBI, BBC, or DTR. (7) **FCL** - cannot combine with BAC. (8) **OCC** - integral microwave motion sensor (ON/OFF). (9) **T24** - includes JA8 labeling and 90 CRI LEDs. (10) **PCH/PC4** - cannot combine with BLD or OCC.

Add'l Notes: ***BBI/BBC** - BBI minimum operating temp: 10C/50F unless otherwise stated. BBC minimum operating temp: -20C/-4F.

****BLD** - integral microwave motion sensor with step-dim control. 1: Motion is detected, illuminate to 100%.

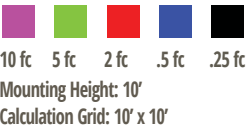
2: Motion no longer detected, dim to set level. 3: Remain in continuous dimmed state or turn off after set period. Config. via onboard dip switches.

Specifications subject to change without notice.

BRICK-OD OUTDOOR

PHOTOMETRIC DATA - For theoretical reference only. Data subject to change without notice.

ISOFOOTCANDLE PLOT LEGEND



POLAR GRAPH LEGEND

- # 1 - Vertical Plane Through Horizontal Angles (5 - 185)
(Through Max. Cd.)
- # 2 - Vertical Plane Through Horizontal Angles (90 - 270)
- # 3 - Horizontal Cone Through Vertical Angle (17.5)
(Through Max. Cd.)

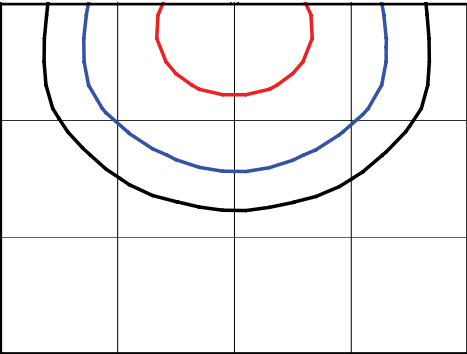
PROJECT:
MODEL #:
FIXTURE TYPE:

PHOTOMETRIC DATA

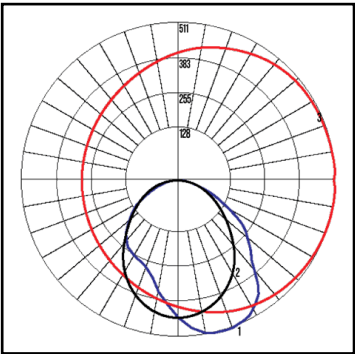
ADDITIONAL LUMEN PACKAGES AVAILABLE. CONTACT FACTORY
FOR SUPPORTING PLOTS OR REFER TO IES FILES ONLINE.

Model: 7075-08-C13-35K / QTY: 1
Description: 08" Size, 13W, 1160 lm

ISOFOOTCANDLE PLOT



POLAR GRAPH

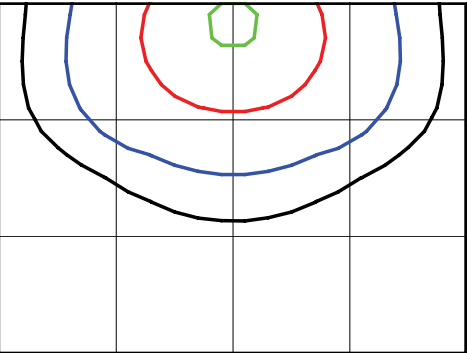


BUG RATING
B1-U0-G0

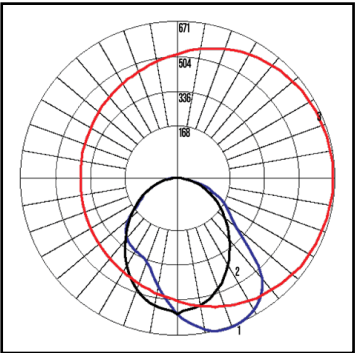
DISTRIBUTION
TYPE 2

Model: 7075-12-H16-35K / QTY: 1
Description: 12" Size, 16W, 1490 lm

ISOFOOTCANDLE PLOT



POLAR GRAPH

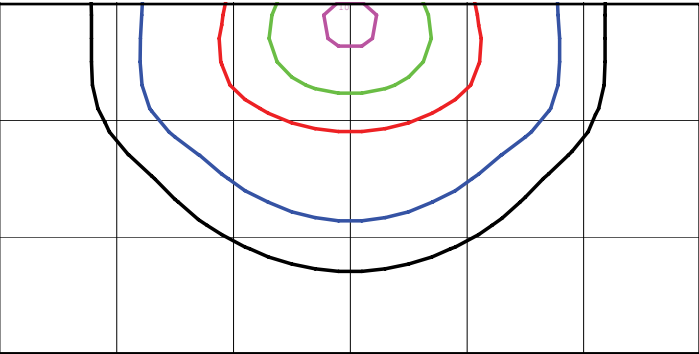


BUG RATING
B1-U0-G1

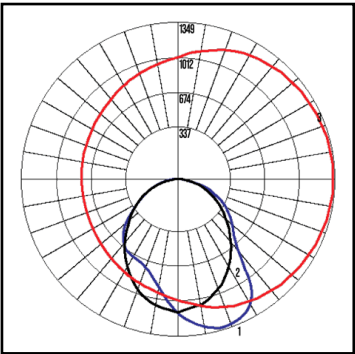
DISTRIBUTION
TYPE 2

Model: 7075-24-H32-35K / QTY: 1
Description: 24" Size, 32W, 3030 lm

ISOFOOTCANDLE PLOT



POLAR GRAPH



BUG RATING
B1-U0-G1

DISTRIBUTION
TYPE 2

2: Motion no longer detected, dim to set level. 3: Remain in continuous dimmed state or turn off after set period. Cor
Specifications subject to change without notice.