






36" Size, Brushed Nickel, EC1 End Cap



5160 LED

The FLOW-RD (model #: 5160) features a smooth flow of uniform illumination, utilizing an ultra slim diffuser (2" dia.), a contemporary yet minimal mounting plate, and two decorative end cap options. This unit is available in four sizes, each of which can be mounted horizontally over a mirror or vertically as a sconce. Brushed Nickel standard with optional finishes available. For a square profile refer to Model #: 5165.

FINISHES

							
BN	BL	BZ	GM	NT	MB	MG	WH

FLOW-RD

STANDARD SPECIFICATIONS

HOUSING

Assembly is comprised of an aluminum extrusion with a cold rolled steel housing and your choice of decorative end caps.

DIFFUSER

Ultra slim 2.0" diameter UV stabilized white acrylic. Diffuser is specifically designed to maximize light output with minimal energy consumption. Extruded in the USA. For a square profile, refer to Model #: 5165.

LED PERFORMANCE

3500K standard, 90+ CRI - L80 rating - 60,000 hrs - L70 rating (projected) - 100,000 hrs Amperage rated @ 110V input. Operating ambient temperature: -20°C / -4°F - 40°C / 104°F Delivered 3500K lumens noted. Consult Brownlee.com for performance of all CCTs.

13" Size

H08 - 8W nominal, .07 A input - 766 lm. Dimmable (0-10V). 120-277V.
H10 - 10W nominal, .08 A input - 919 lm. Dimmable (Triac). 120V Only.

24" Size

H13 - 13W nominal, .11 A input - 1660 lm. Dimmable (Triac). 120V Only.
H16 - 16W nominal, .14 A input - 1890 lm. Dimmable (0-10V). 120-277V.

36" Size

H20 - 20W nominal, .19 A input - 2400 lm. Dimmable (Triac). 120V Only.
H25 - 25W nominal, .21 A input - 2988 lm. Dimmable (0-10V). 120-277V.

48" Size

H20 - 20W nominal, .17 A input - 2400 lm. Dimmable (Triac). 120V Only.
H32 - 32W nominal, .27 A input - 3841 lm. Dimmable (0-10V). 120-277V.

MOUNTING

Fixture mounts to a 2x4 single gang j-box (by others), positioned in the direction of the fixture. Box to be positioned horizontally if mounting fixture horizontally. Box to be positioned vertically if mounting fixture vertically. Diffuser and housing assembly ship pre-assembled for simplified installation. Refer to accessories section for optional cover plates. Indoors only.

FINISH

The 5160 series is finished in brushed nickel as standard. It is available in all Brownlee paint finishes as an optional offering.

WARRANTY

5 year limited warranty on this LED product. Consult factory for details.

ORDERING INFORMATION

5160	-	2.	-	3.	-	4.	-	5.	-	6.	-	7. (if required)
Model												

2. SIZE

13 L: 13"
24 L: 24"
36 L: 35"
48 L: 46"

*NOTE:
Refer to model
#: 1260 for a
coordinating wall
sconce.

3. FINISH

STANDARD
BN Brushed Nickel

OPTIONAL
BL Black
BZ Bronze
GM Gun Metal
MB Metallic Bronze
MG Metallic Gold
NT Nickel Tone
WH White

ANTIMICROBIAL

Available in a select number of finishes.
Refer to the Options section of this sheet
for details ("AMF").

4. WATTAGE

13 SIZE
H08 8W H Series LED
H10 10W H Series LED

24 SIZE
H13 13W H Series LED
H16 16W H Series LED

36 SIZE
H20 20W H Series LED
H25 25W H Series LED

48 SIZE
H20 20W H Series LED
H32 32W H Series LED

5. END CAP

EC1 End Cap 1
EC2 End Cap 2

*NOTE: EC3 has been
discontinued. Contact factory
for availability.

6. COLOR TEMPERATURE

35K 3500K standard color temperature
30K 3000K color temperature
40K 4000K color temperature

7. AVAILABLE OPTIONS

AMF Antimicrobial Finish (BL, NT, WH only)
(See AMF note)

BAB¹ Build America, Buy America Compliant (BABAA)
(Exclusions: EC2 endcap, DTR - contact factory)

BAC¹ Buy American Compliant (BAA)

DTR⁴ Triac (Line Voltage) Dimming (120V)
(H16, H25, H32 only) (See DTR note)

FCL⁷ French Canadian Labels

T24⁹ Title 24 JA8 Compliant (H16, H25, H32 only)

AMF Note: Antimicrobial powder coat is applied to the exposed metal fixture parts and can inhibit the growth of mildew and spoilage causing microbes on the finish.

DTR Note: H10, H13, and H20 come with standard with Triac dimmable driver - DTR code not required).

ACCESSORIES (field installed - order separately)

100043BN Cover Plate - 6.75" l x 4.25" w - Brushed Nickel (Covers 4x4 jbox)
100043xx Cover Plate - 6.75" l x 4.25" w - Specify Finish (xx) (Covers 4x4 jbox)

*Note: This accessory plate mounts to a 4x4 box via universal crossbar (by others). If mounting this plate to a 2x4 switch box, the direction of the plate/fixture must follow the direction of the 2x4 box lengthwise (i.e. plate will mount horizontally to a horizontally positioned 2x4 box. Plate will not mount horizontally to a vertically positioned 2x4 box - contact factory for custom plate).

Universal Footnotes (only applies if superscript is shown in Options section): (0) 90R - All LEDs/CCTs are being transitioned to 90 CRI standard over 2025. Inquire for this model's availability. (1) BAC/BAB - www.brownlee.com/resources/usa. (2) BBI/BBC - cannot combine with ECW or EXT. (3) BLD - integral microwave motion sensor (step-dim). Cannot combine with DTR. (4) DTR - cannot combine with BLD. (5) ECW - cannot combine with BBI, BBC, or DTR. (7) FCL - cannot combine with BAC. (8) OCC - integral microwave motion sensor (ON/OFF). (9) T24 - includes JA8 labeling and 90 CRI LEDs. (10) PCH/PC4 - cannot combine with BLD or OCC.

Add'l Notes: *BBI/BBC - BBI minimum operating temp: 10C/50F unless otherwise stated. BBC minimum operating temp: -20C/-4F.

**BLD - integral microwave motion sensor with step-dim control. 1: Motion is detected, illuminate to 100%.

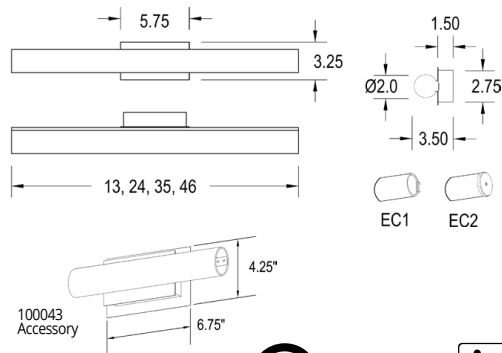

2: Motion no longer detected, dim to set level. 3: Remain in continuous dimmed state or turn off after set period. Config. via onboard dip switches.

Specifications subject to change without notice.

PROJECT:

MODEL #:

FIXTURE TYPE:



DAMP



BROWNLEE
LIGHTING

www.brownlee.com

REVISED
2024.12.20