




GLW Trim

2690 LED

An architectural solution for the specification market, featuring a fully illuminated cylinder with an optional down light component. Perfect for “cluster” mounting in lobbies, high ceiling atriums, clubhouses, corridors, and more. Four lengths available - all in a consistent 4” diameter.

Custom finishes available. Refer to model #: 2680 for a cluster configuration. Refer to model #: 7490 for an outdoor/wipe-down version of this product.



DL6 Trim

HIGH BEAM

STANDARD SPECIFICATIONS

HOUSING + TRIM

Cold rolled steel trim parts and ceiling canopy. Aluminum internal LED assembly.

DIFFUSER

Translucent, UV stabilized white acrylic cylinder (4" dia.).

MOUNTING

Directly to j-box (by others). Internal mounting plate must also be anchored to ceiling surface (hardware by others). Refer to model #: 2890 for cluster mount configurations. Refer to model #: 7490 for an outdoor/wipe-down version of this product.

FINISH

FINISH 1: CEILING CANOPY + TOP & BOTTOM TRIM

Trim parts are prepared using a three step pre-treatment/sealing process, followed by a durable powder coat finish.

FINISH 2: POWER CORD

Power cord and strain reliefs are available in three finishes - Black, Grey, and White.

SUSPENSION

Unit ships with 10' of power cord as standard. Power cord can be trimmed in the field by a qualified electrical contractor. Refer to option code "CE2" for longer drops.

LED PERFORMANCE - 3500K STANDARD

120-277V - 3500K, L80 rating - 60,000 hrs - L70 rating (projected) - 100,000 hrs

Amperage rated @ 110V input

Operating ambient temperature: -20°C / -4°F - 40°C / 104°F

Standard 3500K delivered lumens noted. Consult Brownlee.com for performance of all CCTs.

CYLINDER AMBIENT PERFORMANCE - 90 CRI Standard

1' Size: 15W nominal, .13 A input - 1480 lm (Delivered). Dimmable (0-10V).

2' Size: 31W nominal, .27 A input - 3250 lm (Delivered). Dimmable (0-10V).

3' Size: 45W nominal, .39 A input - 5016 lm (Delivered). Dimmable (0-10V).

4' Size: 62W nominal, .54 A input - 7240 lm (Delivered). Dimmable (0-10V).

COB DOWN LIGHT PERFORMANCE (OPTIONAL) - 80 CRI*

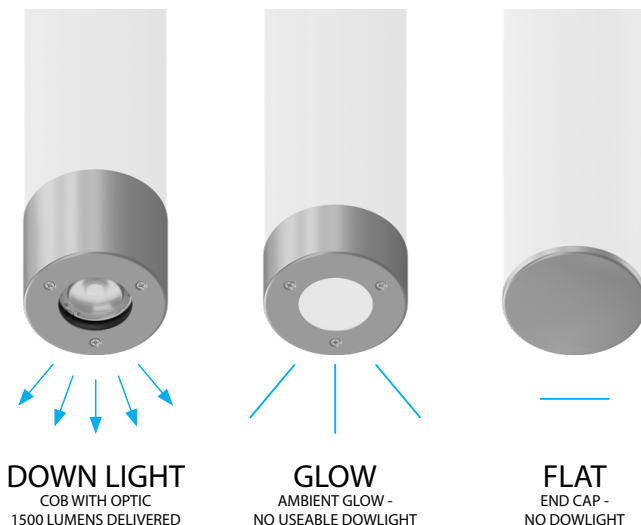
60 Degree: 16W nominal, .14 A input - 1500 lm (Delivered). Dimmable (0-10V).

Dimming Note: Down Light is wired and can be controlled independently.

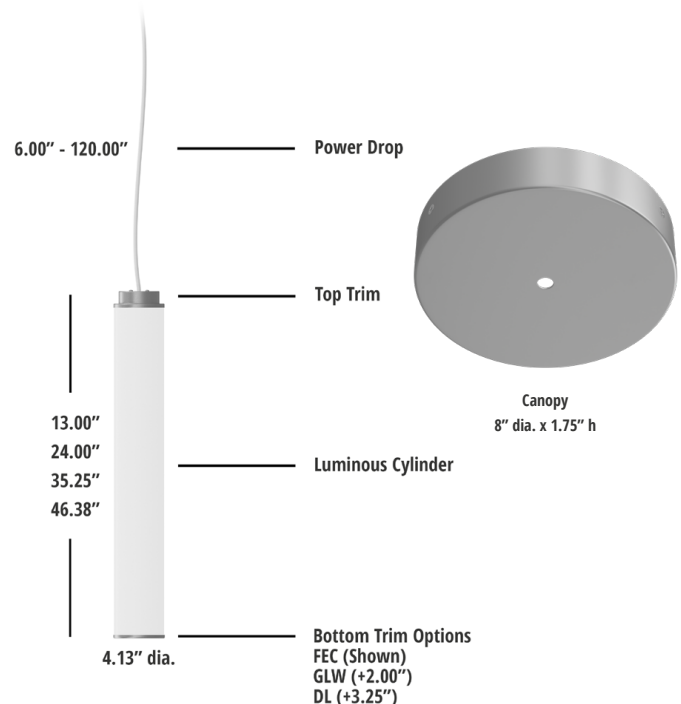

**Contact factory for 90 CRI down light.*

WARRANTY

5 year limited warranty on this LED product. Consult factory for details.



PROJECT:
MODEL #:
FIXTURE TYPE:



Specifications subject to change without notice.

HIGH BEAM

ORDERING INFORMATION



DAMP

RoHS
COMPLIANT
ELECTRONICS



2690 - - - - - - - - - - 8. (if required)
Model 2. 3. 4. 5. 6. 7.

2. SIZE

12 13" I
24 24" I
36 36" I
48 47" I

Note: Size refers to nominal diffuser length. Refer to line drawing.

3. FINISH

Canopy + Top & Bottom Trim

STANDARD

BL Black
BZ Bronze
GM Gun Metal
MB Metallic Bronze
MG Metallic Gold
NT Nickel Tone
WH White

Note: For further customization (i.e. alternating finishes for canopy and trim), contact factory.

ANTIMICROBIAL

Available in a select number of finishes. Refer to the Options section of this sheet for details ("AMF").

4. WATTAGE

12 SIZE

H15 15W H Series LED

24 SIZE

H30 31W H Series LED

36 SIZE

H45 45W H Series LED

48 SIZE

H60 62W H Series LED

5. CORD COLOR

Power Cord + Strain Reliefs

BLC Black
GVC Grey
WHC White

6. TRIM

DL6 Down Light - 60 Deg. LED
GLW Glow - Soft Glow
FEC Flat End Cap

*Contact factory for DL3 (30 Deg. LED) option - limited stock available and non-returnable.

7. COLOR TEMPERATURE

35K 3500K standard color temperature
30K 3000K color temperature
40K 4000K color temperature

8. AVAILABLE OPTIONS

AMF Antimicrobial Finish (BL, NT, WH only) (See AMF note)
BAC¹ Buy American Compliant (BAA)
CE2 Cord Extension: 20' Cord (total length)
DTR⁴ Triac (Line Voltage) Dimming (120V)
FCL⁷ French Canadian Labels

Note: Refer to model #: 2890 for a cluster mount configuration from a single canopy.

Note: Refer to model #: 7490 for an outdoor/wipe-down version of this product.

90 CRI standard on ambient cylinder output. 80 CRI on optional down light component.

AMF Note: Antimicrobial powder coat is applied to the exposed metal fixture parts and can inhibit the growth of mildew and spoilage causing microbes on the finish.

Universal Footnotes (only applies if superscript is shown in Options section): **(0) 90R** - All LEDs/CCTs are being transitioned to 90 CRI standard over 2025. Inquire for this model's availability. **(1) BAC/BAB** - www.brownlee.com/resources/usa. **(2) BBI/BBC** - cannot combine with ECW or EXT. **(3) BLD** - integral microwave motion sensor (step-dim). Cannot combine with DTR. **(4) DTR** - cannot combine with BLD. **(5) ECW** - cannot combine with BBI, BBC, or DTR. **(7) FCL** - cannot combine with BAC. **(8) OCC** - integral microwave motion sensor (ON/OFF). **(9) T24** - includes JA8 labeling and 90 CRI LEDs. **(10) PCH/PC4** - cannot combine with BLD or OCC.

Add'l Notes: ***BBI/BBC** - **BBI** minimum operating temp: 10C/50F unless otherwise stated. **BBC** minimum operating temp: -20C/-4F.

****BLD** - integral microwave motion sensor with step-dim control. 1: Motion is detected, illuminate to 100%.

2: Motion no longer detected, dim to set level. 3: Remain in continuous dimmed state or turn off after set period. Config. via onboard dip switches.

Specifications subject to change without notice.



BROWNLEE
LIGHTING

www.brownlee.com

REVISED
2024.12.20