

# 2354 LED

**UPGRADED**  
SEE MODEL 2612

## STANDARD SPECIFICATIONS

### TRIM

Cold rolled steel stem and canopy, and stainless steel aircraft cable accents. All trim pieces are available in any Brownlee finish.

### HOUSING

Manufactured using cold rolled steel with a baked on, high reflectance white finish.

### DIFFUSER

Translucent, UV stabilized clear acrylic. The drum insert features a distinctive pattern to fit the desired décor.

### LED PERFORMANCE - 3500K STANDARD

120-277V - 3500K, 82 CRI - L80 rating - 60,000 hrs - L70 rating (projected) - 100,000 hrs  
Source lumens noted. Amperage rated @ 110V input  
Operating ambient temperature: -20°C / -4°F - 40°C / 104°F

C37LED - 37W nominal, .30 A input - 3641 lm - 99 lm/W  
C49LED - 49W nominal, .40 A input - 4876 lm - 100 lm/W  
H63LED - 63W nominal, .53 A input - 8056 lm - 130 lm/W

Dimming Notes: H-Series LED comes standard with dimming driver. See options code "DIM" for C-Series LED dimming.

### MOUNTING

The 2354 is designed to be mounted directly to a j-box (by others).

### FINISH

The 2354 series is available in all Brownlee paint finishes as a standard offering.

### WARRANTY

5 year limited warranty on this LED product. Consult factory for details.

## ORDERING INFORMATION

**2354**

Model                    2.                    3.                    4.                    5.                    6. (if required)

### 2. SIZE

**24** 24" dia.  
**30** 30" dia.  
**36** 36" dia.  
**42** 42" dia.  
**48** 48" dia.

### 3. FINISH

#### STANDARD

**AG** Antique Gold  
**BL** Black  
**BR** Brick  
**BZ** Bronze  
**DS** Desert Stone  
**GM** Gun Metal  
**MB** Metallic Bronze  
**NT** Nickel Tone  
**OL** Oak Leaf  
**PL** Platinum  
**RB** Rustic Bronze  
**RC** Rustic Copper  
**WH** White

#### CUSTOM

Provide color sample or RAL code to match

### 4. WATTAGE

**24, 30 & 36 SIZE**  
**C37LED** 3-C Series boards  
**C49LED** 4-C Series boards  
  
**42 & 48 SIZE**  
**H63LED** 4-H Series boards

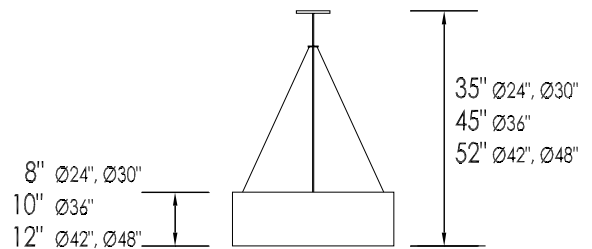
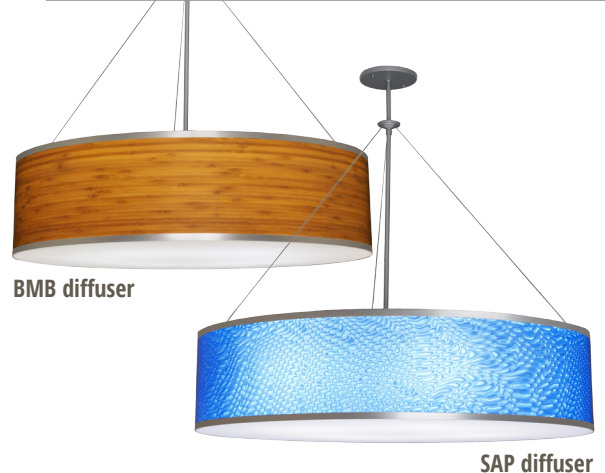
### 5. DIFFUSER

**BMB** Bamboo  
**GDM** Gold Mesh  
**PER** Pearl  
**SAP** Sapphire

### 6. AVAILABLE OPTIONS

**27K** 2700K color temperature  
C37LED - 3080 lm - 83 lm/W  
C49LED - 4124 lm - 84 lm/W  
**30K** 3000K color temperature  
C37LED - 3512 lm - 95 lm/W  
C49LED - 4702 lm - 96 lm/W  
H63LED - 8056 lm - 130 lm/W  
**40K** 4000K color temperature  
C37LED - 3707 lm - 100 lm/W  
C49LED - 4702 lm - 96 lm/W  
H63LED - 8549 lm - 135 lm/W  
**BAC** Buy American Compliant  
**DALI** Dali Compatible (0-10v dimming included)  
(C49LED only)  
**DIM** Dimming driver (120-277V)  
(0-10V dimming control required)  
- Standard in H-Series LED - DIM code not required  
**ES** ENERGY STAR®  
**SVL** Swivel Canopy / Slope Ceiling

<b>PROJECT:</b>
<b>MODEL #:</b>
<b>FIXTURE TYPE:</b>



**DRY**

**Specifications and dimensions subject to change without notice.**

Consult your Brownlee Lighting representative for availability and ordering information.

# 2354

## STANDARD SPECIFICATIONS

### TRIM

Cold rolled steel stem and canopy, and stainless steel aircraft cable accents. All trim pieces are available in any Brownlee finish.

### HOUSING

Manufactured using cold rolled steel with a baked on, high reflectance white finish.

### DIFFUSER

Translucent, UV stabilized clear acrylic. The drum insert features a distinctive pattern to fit the desired décor.

### ELECTRICAL

Quad CFL, 4-pin G24q Base 2700K lamp – 120-277V Electronic HPF Ballast  
 Triple CFL, 4-pin GX24Q Base 2700K lamp – 120-277V Electronic HPF Ballast  
 GU24 CFL, 2-prong Base 2700K lamp – 120V Electronic NPF Ballast  
 FT CFL, 4-pin 2G11 Base 3000K lamp – 120-277V Electronic HPF Ballast

Brownlee Lighting does not recommend GU24 base lamps for 24 hour operation due to lamp manufacturer specifications.

Fluorescent fixtures utilizing an occupancy sensor should include a programmed start HPF ballast. Fluorescent lamps powered by instant start or rapid start ballasts, or GU24 base compact fluorescent lamps used in this application may result in severely shortened lamp life and/or ballast damage.

### MOUNTING

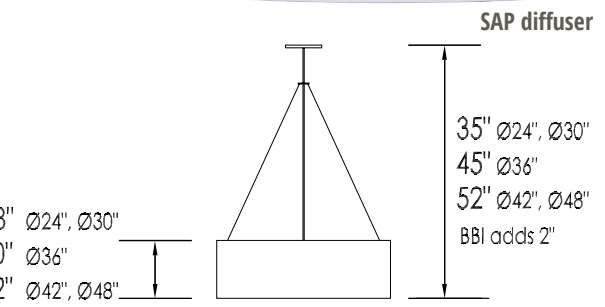
The 2354 is designed to be mounted directly to a j-box (by others).

### FINISH

The 2354 series is available in all Brownlee paint finishes as a standard offering.

**UPGRADED**  
SEE MODEL 2612

PROJECT:
MODEL #:
FIXTURE TYPE:



## ORDERING INFORMATION

**2354** - 2. - 3. - 4. - 5. - 6. (if required)

Model

2. SIZE	3. FINISH	4. WATTAGE	5. DIFFUSER	6. AVAILABLE OPTIONS
24 24" dia.	<b>STANDARD</b> <b>AG</b> Antique Gold <b>BL</b> Black <b>BR</b> Brick <b>BZ</b> Bronze <b>DS</b> Desert Stone <b>GM</b> Gun Metal <b>MB</b> Metallic Bronze <b>NT</b> Nickel Tone <b>OL</b> Oak Leaf <b>PL</b> Platinum <b>RB</b> Rustic Bronze <b>RC</b> Rustic Copper <b>WH</b> White  <b>CUSTOM</b> Provide color sample or RAL code to match	<b>24 &amp; 30 SIZE</b> <b>413Q</b> 4-13W Quad CFL, elec. HPF <b>418Q</b> 4-18W Quad CFL, elec. HPF <b>326Q</b> 3-26W Quad CFL, elec. HPF <b>426Q</b> 4-26W Quad CFL, elec. HPF  <b>332T</b> 3-32W Triple CFL, elec. HPF <b>432T</b> 4-32W Triple CFL, elec. HPF <b>342T</b> 3-42W Triple CFL, elec. HPF <b>442T</b> 4-42W Triple CFL, elec. HPF	<b>BMB</b> Bamboo <b>GDM</b> Gold Mesh <b>PER</b> Pearl <b>SAP</b> Sapphire	<b>BAC</b> Buy American Compliant <b>BBI<sup>1</sup></b> Integral Battery Backup (Q & T only, adds 2" to depth) <b>DIM1</b> Dimming Ballast (120V) (Q & T only) <b>DIM2</b> Dimming Ballast (277V) (Q & T only) <b>ES3</b> ENERGY STAR® (elec., NPF) (G only) <b>ES4</b> ENERGY STAR® (elec., HPF) (Q only) <b>SVL</b> Swivel Canopy / Slope Ceiling
30 30" dia.		<b>413G</b> 4-13W GU24 CFL, elec. NPF <b>318G</b> 3-18W GU24 CFL, elec. NPF <b>418G</b> 4-18W GU24 CFL, elec. NPF	<b>30, 36, 42 &amp; 48 SIZE</b> <b>436F</b> 4-36/39W FT CFL, elec. HPF	
36 36" dia.				
42 42" dia.				
48 48" dia.				

1) BBI & BBR options have an operating temperature of +32°F to +122°F. BBIC & BBRC options have an operating temperature of -4°F to +131°F. BBR & BBRC are field installed options available on all HPF fluorescent (CFL & T8) fixtures, except those with dimming ballasts. The maximum distance between the battery and the fixture is 10' for HPF ballasts.

**Specifications and dimensions subject to change without notice.**  
 Consult your Brownlee Lighting representative for availability and ordering information.



UPGRADED  
2016.4.6